

How to book your rack/Print Price Tickets with

The One Preloved Fashion

1. Log into website zellr.com/start.php?company=theonepreloved using the log in details you created when registering



The One Preloved Fashion

Shop 4
76 Mt Barker Road
Hahndorf
SA
5245
Australia
hello@theoneprelovedfashion.com.au
+61 418 220 168
hello@theoneprelovedfashion.com.au
www.theoneprelovedfashion.com.au

Monday - Closed
Tuesday - Closed
Wednesday - 11am-4pm
Thursday - 11am-4pm
Friday - 11am-4pm
Saturday - 11am - 4pm
Sunday - 11am - 4pm

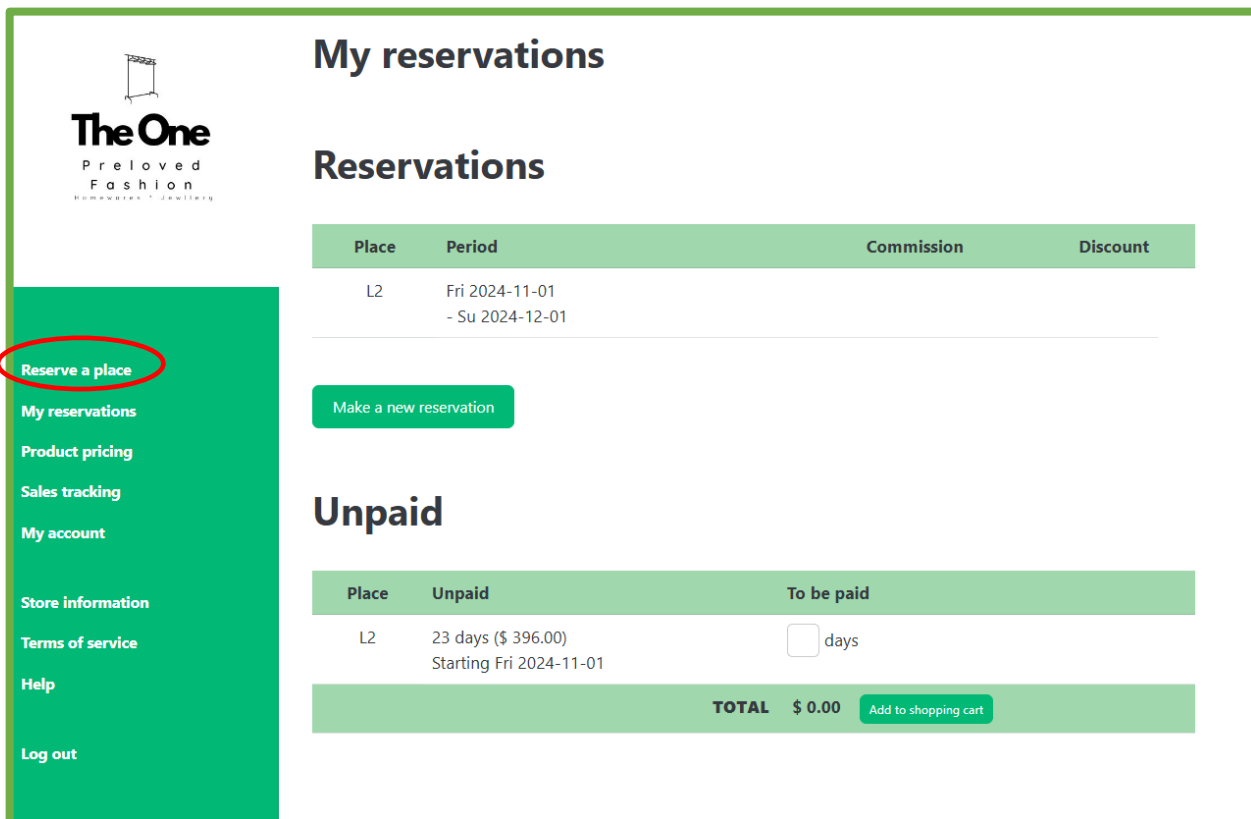
Log in

Username:

Password:

Don't have an account yet? [Register an account](#)
[Forgot your password?](#)

2. This will take you to the home page – here you will be able to see all future reservations once made. Click on ‘Reserve a Place’



The One
Preloved
Fashion
Home Decor • Jewellery

My reservations

Reservations

Place	Period	Commission	Discount
L2	Fri 2024-11-01 - Su 2024-12-01		

Unpaid

Place	Unpaid	To be paid
L2	23 days (\$ 396.00) Starting Fri 2024-11-01	<input type="text" value=""/> days

TOTAL \$ 0.00

Reserve a place

- My reservations
- Product pricing
- Sales tracking
- My account
- Store information
- Terms of service
- Help
- Log out

- Select a green square from the date you wish to start commence your reservation (Please note the reservations periods run from **WED-MON**) and choose 'make a normal reservation'

(Green = available, Red = unavailable)

(L1-L15 = Large Racks - UP TO 60 clothing items / S1-S14 = Small Racks – UP TO 30 Clothing Items clothing items)

Timetable

Help
From the timetable you can quickly see the reservation status for all places. You can make a reservation by clicking on a green square.
If you wish to browse places by their location, use the [map](#).

The One Preloved Fashion

October 2024 **November 2024** December 2024 January 2025 February 2025

November 2024

Fri Sat Su Mo Tue Wed Th Fri Sat Su Mo Tue Wed Th Fri Sat Su Mo
1 2 3 4 5 6 7 8 9 10 11 12 13 14 15 16 17 18 19 20 21 22 23 24 25 26 27 28 29 30 1 2

Large Racks

L1 L2 L3 L4 L5 L6 L7 L8 L9 L10 L11 L12 L13 L14 L15

Small Racks

S1 S2 S3 S4 S5 S6 S7 S8 S9 S10

The place is free from this day forward
Keywords
Large racks
Pricing
\$99.00 / 6 days (+10.00% commission)
Make a normal reservation
Show on the map

- Adjust your duration ensuring it is divisible by 6, i.e. 6 = 1 week, 12 = 2 weeks, 18 = 3 weeks etc (all bookings end on a Monday) and choose any additional Set up/Pack down services you require.

Reservation

Place
L4 / The One Preloved Fashion

Period

Starts at 2024-12-04 **Duration 6** Ends at 2024-12-09

Price

Period	Price	Duration	Total
2024-12-04 - 2024-12-09	\$ 99.00 / 6 days (+10.00%)	6 days	\$ 99.00
			TOTAL \$ 99.00

Services and products

Product	Price	pcs	Total
Consignment <small>Luxury Item Consignment - no rental fee - 20% commission</small>	\$ 0.00	0	\$ 0.00
Door to Door Collection <small>Let us arrange delivery to your chosen premises at the end of your rental period (within Greater Adelaide area)</small>	\$ 25.00	0	\$ 0.00
Door to Door Pick Up <small>Let us arrange pick up directly from your chosen pick up location (within Greater Adelaide area)</small>	\$ 25.00	0	\$ 0.00
Full Set Up Service - Large Rack <small>Let us complete a full set up including pricing, tagging, hanging and merchandising</small>	\$ 85.00	0	\$ 0.00
Full Set Up Service - Small Rack <small>Let us complete a full set up including pricing, tagging, hanging and merchandising</small>	\$ 60.00	0	\$ 0.00
Pack Up Service - Large <small>Can't make collection date? Let us pack up your clothes and store for up to 7 days</small>	\$ 30.00	0	\$ 0.00
Pack Up Service - Small <small>Can't make collection date? Let us pack up your clothes and store for up to 7 days</small>	\$ 20.00	0	\$ 0.00
Partial Set Up - Large Rack <small>Drop your clothes (priced and tagged) to us 3 days prior to your rental date and we'll hang and merchandise your items</small>	\$ 30.00	0	\$ 0.00
Partial Set Up - Small Rack <small>Drop your clothes (priced and tagged) to us 3 days prior to your rental date and we'll hang and merchandise your items</small>	\$ 20.00	0	\$ 0.00

5. Click the 'I have read and agree to the terms and conditions' box. You may now confirm your reservation by clicking on 'Make the Reservation', you will then receive a 'Reservation Made Confirmation'

The One
Preloved Fashion
KONKORDIA 7 JANUARIJA

TOTAL \$ 110.00

Payment notes

- The whole reservation must pay paid in advance
- You have 60 minutes to complete the online payment. Within this time you can make multiple reservations
- Reservation will be cancelled automatically if the online payment is not completed in time.

Terms of service

[Read terms of service](#) (opens in a new window)

I have read and agree to the terms and conditions

Notification

Thanks for booking your rack at The One Preloved Fashion. For any ongoing enquiries, please email 'hello@theoneprelovedfashion.com.au'. We look forward to seeing you instore soon xx

MAKE THE RESERVATION

The One
Preloved Fashion
KONKORDIA 7 JANUARIJA

Reservation has been made!

Reservation can now be seen in the [My reservations](#)-page

[Proceed to payment >>](#)

Shopping cart **3**

Reserve a place

6. Go to shopping cart to make the online payment = Click Proceed to payment

The One
Preloved Fashion
KONKORDIA 7 JANUARIJA

Making an online payment

Products to be paid

Product	Price
Rent of table L5 for 5 days (from 2024-11-13 to 2024-11-17)	\$ 99.00 Remove
Full Set Up Service - Large Rack (1 kpl)	\$ 80.00 Remove
Pack Up Service - Large (1 kpl)	\$ 30.00 Remove
Total	\$ 209.00

Proceed to payment

The reservation will be cancelled if the payment is not completed within one hour.

Shopping cart **3**


Reserve a place

My reservations

Product pricing

Sales tracking


7. Complete your payment details

←  The One Preloved Fashion


Pay The One Preloved Fashion

A\$209.00

Rent of table L5 for 5 days (from 2024-11-13 to 2024-11-17)	A\$99.00
Full Set Up Service - Large Rack (1 kpl)	A\$80.00
Pack Up Service - Large (1 kpl)	A\$30.00

 link

Email rachel.leonow@hotmail.com

Pay with  Visa Debit
.... 3332

Enter billing address
For security purposes, please enter your billing address.


Name

Country or region
Australia

[Pay](#)

Notwithstanding the logo displayed above, when paying with a co-branded eftpos debit card, your payment may be processed through either card network.

Your bookings can now be found under 'My Reservations'



My reservations

Reservations

Place	Period	Commission	Discount
L5	Wed 2024-11-13 - Su 2024-11-17	10.00 %	

[Shopping cart](#) 3

[Reserve a place](#)

[My reservations](#)

[Make a new reservation](#)

8. You can now create your pricing tickets through the 'Product Pricing tab'. You can create your pricing via the Zella App from your phone or tablet if you prefer, but **you will need to PRINT your tickets from a DESKTOP/LAPTOP**

The One
Preloved
Fashion
Home Decor • Jewelry

Product pricing

All products

Product sheets

Order from oldest to newest

Show hidden sheets

Create a new product sheet

Help

- By creating your product sheets online you ease your own sales tracking. The name and price of the sold products in sales tracking are only shown if the products were created online.
- Mark the product sheet as done after you have finished editing the products. Only the product sheets that have been marked done can be printed out from the flea market's cash register system.

9. Click on 'create a new product sheet'

The One
Preloved
Fashion
Home Decor • Jewelry

Product pricing

All products

Product sheets

Order from oldest to newest

Show hidden sheets

Create a new product sheet

Help

- By creating your product sheets online you ease your own sales tracking. The name and price of the sold products in sales tracking are only shown if the products were created online.
- Mark the product sheet as done after you have finished editing the products. Only the product sheets that have been marked done can be printed out from the flea market's cash register system.

11. Click on the Blue Edit Box

The One
Preloved Fashion
Homeware & Jewellery

Product pricing

All products

Product sheets

Order from oldest to newest

Show hidden sheets

Create a new product sheet

#847931

Unnamed product sheet

31-94 (64 pcs)

2024-10-10 12:01:53

2024-10-10 12:01:53

Pricing unfinished

Help

- By creating your product sheets online you ease your own sales tracking. The name and price of the sold products in sales tracking are only shown if the products were created online.
- Mark the product sheet as done after you have finished editing the products. Only the product sheets that have been marked done can be printed out from the flea market's cash register system.

12. Ensure you select your book rack name to allocate your items to your rack and track your sales via the online app.

If this is not selected, your items will not be attached to your reservation when sold

The One
Preloved Fashion
Homeware & Jewellery

Enter items

Place: L5

No selected

L5

Number	Name	Price
31		\$
32		\$
33		\$
34		\$
35		\$

13. Complete your product descriptions. Please use this format when creating your descriptions: **SIZE-COLOUR-BRAND-DESCRIPTION** ie, "Size 12 Witchery Pink Floral Dress", be as detailed as you can, this ensures we have a higher chance of searching your garments in our system should tickets detach from garments. If you are sharing a rack with a friend, you may wish to put each of your initials at the end of the description to make it easier to reconcile your funds at the end of the rental **Ensure you save when completed.**

The One
Preloved Fashion
Homewares & Jewellery

Enter items

Place:

You may choose the place which is printed on the product sheet.
Leave empty if you don't know in which place you will be selling the products. This selection can still be made when printing out the product sheets.

Number	Name	Price
31	Size 12 Country Road Black Pant	\$ 45.00
32	Size 10 Witchery Pink Floral Dress	\$ 50
33		\$

14. Once completed, go back to 'product pricing' and click the green 'tick' to mark your pages as done

The One
Preloved Fashion
Homewares & Jewellery

Product pricing

All products

Product sheets

Order from oldest to newest

Show hidden sheets

Create a new product sheet

#847931 L5

Unnamed product sheet

31-94 (64 pcs)

⊕ 2024-10-10 12:01:53

📅 2024-10-10 12:01:53

🗑️ **Pricing unfinished**

Help

- By creating your product sheets online you ease your own sales tracking. The name and price of the sold products in sales tracking are only shown if the products were created online.
- Mark the product sheet as done after you have finished editing the products. Only the product sheets that have been marked done can be printed out from the flea market's cash register system.

15. Going back to Product Pricing Click the drop-down box and select 'Print. We suggest printing or attaching your tickets on thick paper/cardboard or once printed on paper, attach to clothing tickets or tags to ensure tickets don't tear or detach when our customers are trying on your items (PLEASE ONLY PRINT YOUR TAGS ON WHITE PAPER OR CARD). You can attach tickets with a safety pin or string, generally to the garment tag at the neck or waist of the item, whichever you prefer making sure they are nice and secure

The screenshot shows the 'Product pricing' page for 'The One Preloved Fashion'. The page has a green sidebar on the left with navigation links: Reserve a place, My reservations, Product pricing, Sales tracking, My account, Store information, Terms of service, Help, and Log out. The main content area is titled 'Product pricing' and 'Product sheets'. It includes a filter for 'All products', sorting options ('Order from oldest to newest', 'Show hidden sheets'), and a 'Create a new product sheet' button. A product sheet for '#847931' is displayed, titled 'Unnamed product sheet' with location 'L2'. It lists items: '# 31-94 (64 pcs)', '+ 2024-10-10 12:01:53', and a checklist for '2024-10-21 07:43:00' with 'Pricing done' checked. A dropdown menu is open over the sheet, listing options: Enter items, Mark as done, Edit name, Hide, Print (circled in red), Mark as printed, and Show products. A 'Help' section is visible at the bottom, starting with 'By creating your product sheets online you eas... the sold products in sales tracking are only sho...'. The right side of the help text is partially cut off, showing '...king. The name... ere created onl... products. Only... a market's cash...

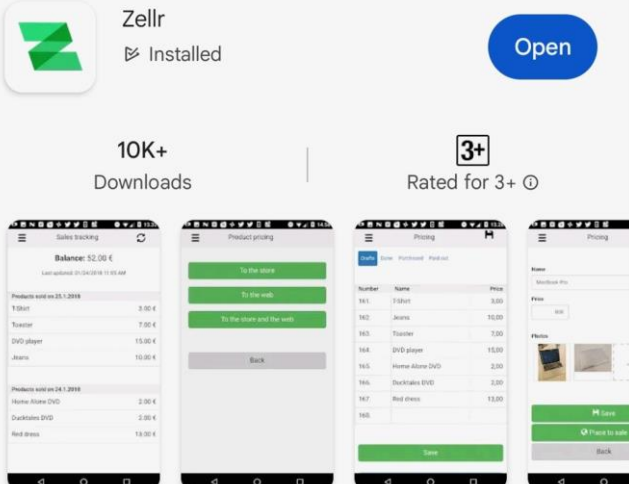
16. Choose the "33 stickers (Primary)" box (this is just the number of tickets that will print on each A4 pieces of paper, this does not limit you to the total number you can print – choosing A4 65 stickers will print the tickets too small and your description wont print in full)



The screenshot shows the 'Printing a product sheet' dialog box overlaid on the same interface. The dialog has a title bar with a close button. Under 'Select printing method', there are three options: 'A4 65 stickers (Secondary)', '33 stickers (Primary)' (circled in red), and 'A4 (65 stickers company products)'. Below the options is an 'Article list' section.

17. Print, cut and attach your tickets to your clothing generally at the garments tag at the neck or waist -PLEASE ENSURE YOU ITEMS ARE TICKETED AND READY TO HANG STRAIGHT ONTO YOUR RACK PRIOR TO COMING INTO STORE ON YOUR SET UP DAY


Size 12 Country Road Black Pant  37-0000001-00031 \$ 45,00 L2	Size 10 Witchery Pink Floral Dress  14-0000001-00032 \$ 50,00 L2	 28-0000001-00033 \$ _____ L2
 55-0000001-00034 \$ _____ L2	 09-0000001-00035 \$ _____ L2	 60-0000001-00036 \$ _____ L2

18. If you haven't done so already, download the 'Zellr' app and you will be able to track your sales in real time!



Start	Sales tracking
	Balance: \$ 1128.00 Last updated: 2024-11-03
 Product pricing	Products sold on 2024-11-04 Zara Size L/12-14 Black Pant \$ 25.00 Furla Grey Bag \$ 129.00
 Sales tracking	Products sold on 2024-11-03 Size S Sportscraft Cream Hooded Knit \$ 34.00 Size S Sportscraft Cream Hooded Knit \$ 34.00 Size 39 Doc Martens \$ 80.00 Size 1 Kookai white S/Less Tee \$ 12.00 Size 12 Country Road Black Pant \$ 25.00 Size S Witchery Baby Pink Tee \$ 10.00

19. Add your bank account details for your payout at the end of your rental period via 'My Account'



Reserv

Place

L2

Make a new re

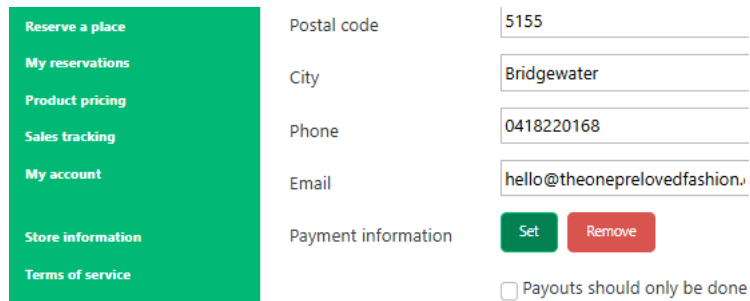
Unpaid

Place

L2

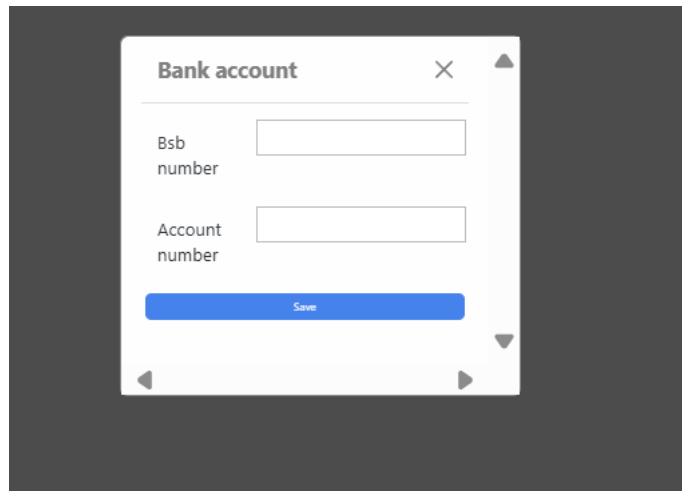
- Reserve a place
- My reservations
- Product pricing
- Sales tracking
- My account
- Store information
- Terms of service
- Help
- Log out

Go to 'Payment Information' and click 'set'



The image shows a user profile page. On the left is a green sidebar with the following menu items: 'Reserve a place', 'My reservations', 'Product pricing', 'Sales tracking', 'My account', 'Store information', and 'Terms of service'. The 'My account' item is highlighted. To the right of the sidebar is a form for 'Payment information'. The form contains the following fields: 'Postal code' with the value '5155', 'City' with the value 'Bridgewater', 'Phone' with the value '0418220168', and 'Email' with the value 'hello@theoneprelovedfashion.'. Below these fields are two buttons: a green 'Set' button and a red 'Remove' button. At the bottom of the form is a checkbox labeled 'Payouts should only be done' which is currently unchecked.

Add your bank account details and hit 'Save'



The image shows a modal window titled 'Bank account'. It has a close button (X) and a scroll indicator (triangle) in the top right corner. The form contains two input fields: 'Bsb number' and 'Account number'. Below the input fields is a blue 'Save' button. The modal is set against a dark grey background.

And Finally, don't forget to post on your own socials and promote your items and rack rental!!